

# International Carbon Offset Price Index

October 2021



## CLEAN DEVELOPMENT MECHANISM (CDM)



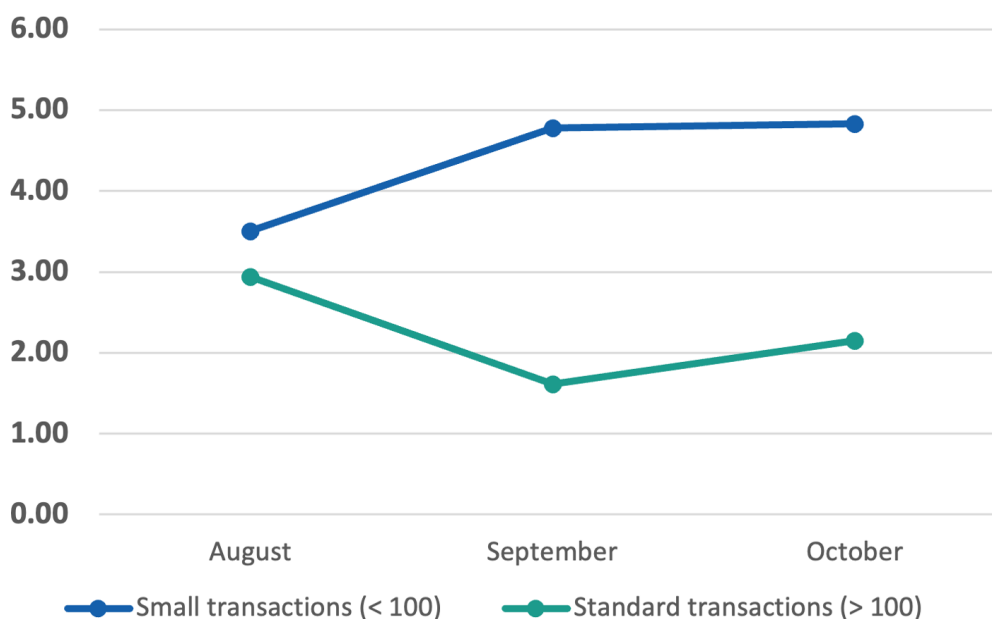
Price Index

Price (USD/t)	Small transaction (<100t)	Corresponding technology	Standard transaction (>100t)	Corresponding technology
<b>Average Price</b>	4.83	/	2.15	/
<b>Minimum Price</b>	0.80	Wind	0.85	Wind
<b>Maximum Price</b>	40.00	Landfill gas	18.00	Cookstoves

Liquidity & Transaction values


Month	Total Transaction Volume (CER)	Total Revenue (USD)	Number of projects	Number of transactions
<b>October 2021</b>	155 650	342 779.74	39	253

Last Three Months Price Track



# International Carbon Offset Price Index

October 2021



## GOLD STANDARD



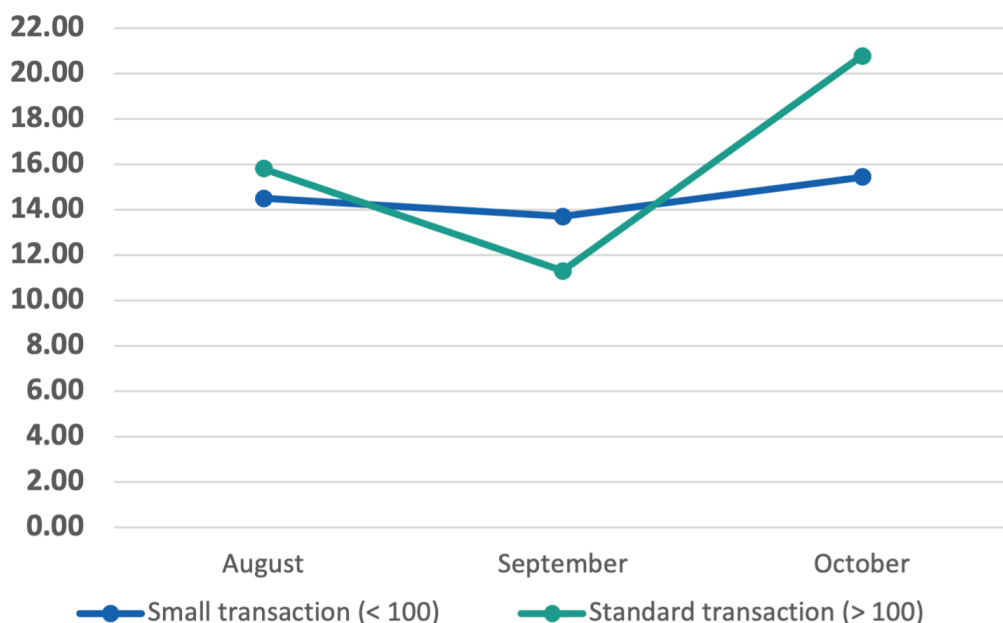
Price Index

Price (USD/t)	Small transaction (<100t)	Corresponding technology	Standard transaction (>100t)	Corresponding technology
<b>Average Price</b>	15.43	/	20.76	/
<b>Minimum Price</b>	10.00	Wind / Hydro	10.00	Hydro
<b>Maximum Price</b>	47.00	Waste Recycling	39.00	Reforestation

Liquidity & Transaction values

Month	Total Transaction Volume (GS VER)	Total Revenue (USD)	Number of projects	Number of transactions
<b>October 2021</b>	10 384	187 391.00	39	951

Last Three Months Price Track



## BACKGROUND

As part of our continued commitment to bringing greater transparency to the carbon offset market, ecosecurities publishes a monthly International Carbon Offset Price Index. The Index is based on verified transactions that occurred during a specific period. The analysis of transactions is based on the Clean Development Mechanism (CDM) Registry and the Gold Standard Registry marketplaces.

## METHODOLOGY

To ensure the accuracy of our Index, ecosecurities undertakes a monthly price scanning of the targeted platforms and records all executed transactions. In case current transaction prices are no longer available, recorded past transaction prices from the projects are used instead. If that option is also not available, a price estimate based on similar projects' transaction prices is used. Credit's prices are checked once a month and updated in case of change. Some of the elements listed on ecosecurities International Carbon Offset Price Index are described in more detail below:

**Average price:** Average transaction prices per credit issued based on monthly transaction volumes. Outliers may be excluded.

**Total Revenue (USD):** Total revenue generated by the sale of CERs based on the transaction price. It does not include fees and other costs incurred by the seller and/or buyer.

**Number of projects:** Total number of projects that executed transactions during the month analysed

## Want to know more?

*[Sign up here to get updates on the carbon market overview](#)*

ecosecurities is an impact-driven provider of environmental services with over two decades of experience in carbon markets and emissions reduction projects around the world. We provide technical and financial services to projects, companies, and organisations. With a rapidly-growing portfolio of projects, ecosecurities offers expertise and tailored services in sourcing, developing, and financing of climate mitigation projects.